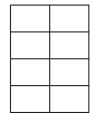


OVERVIEW PRESSES.


C80



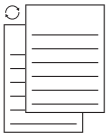
PAGE
EXTENT 80



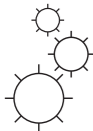
LONGGRAIN



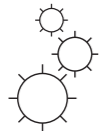
COLOURS
4/4



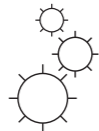
ANGLEBARS
5



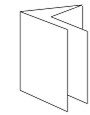
MAX PRESS
SPEED
45 000



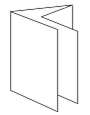
MAX
REELIZE
228 CM




CUT OFF
115,6 CM



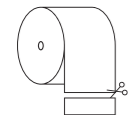
DELTA FOLD



DOUBLE
PARALLEL FOLD



LONG GLUEING

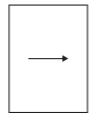


INLINE
TRIMMING

C818



PAGE
EXTENT 72




SHORTGRAIN



LONGGRAIN



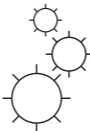
ANGLEBARS
5



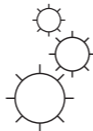
COLOURS
4/4



MAX PRESS
SPEED
40 000



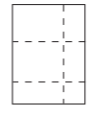
MAX
REELIZE
190,5 CM



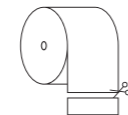
CUT OFF
124 CM



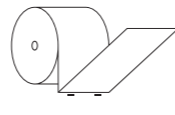
LONG
GLUEING



PERFORATION



INLINE
TRIMMING



INLINE
CILINDER STITCHER

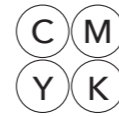
MAN8



PAGE
EXTENT
16+16



LONGGRAIN



COLOURS
4/4



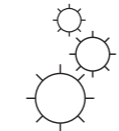
ANGLEBARS
2 x 2



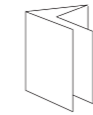
MAX PRESS
SPEED
65 000



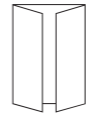
MAX
REELIZE
2 x 96,5 CM



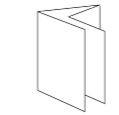
CUT OFF
2 x 63 CM



DELTA FOLD



GATE FOLD



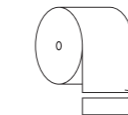
DOUBLE
PARALLEL FOLD



LONG GLUEING



REMOISTING UNIT
(FOR PERFECT BOUND)



INLINE
TRIMMING

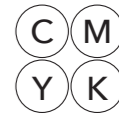
LITHO



PAGE
EXTENT 48



LONGGRAIN



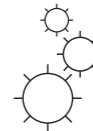
COLOURS
4/4



ANGLEBARS
4



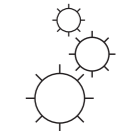
ANGLEBARS
2



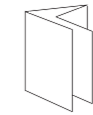
MAX PRESS
SPEED
45 000



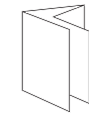
MAX
REELIZE
146 CM



CUT OFF
124 CM



DELTA FOLD



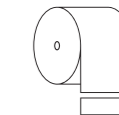
DOUBLE
PARALLEL FOLD



LONG GLUEING



REMOISTING UNIT
(FOR PERFECT BOUND)



INLINE
TRIMMING